

# SHIELD

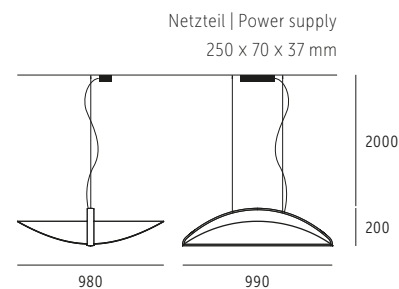
## PENDEL | PENDANT

Acrylglas und Aluminium pulverbeschichtet, 220-250V/24V Betriebsgerät  
Phasenabschnitt dimmbar | Acrylic glass and powder coated aluminium,  
220-250V/24V driver trailing-edge phase dimmable

### RUND | ROUND – 990 x 980 x 260 MM

LED, 24V, ca.34 W (= 34 kWh/1000h), > 90 CRI/Ra,  
> 50.000 Std./hrs., EEK/EEC: F

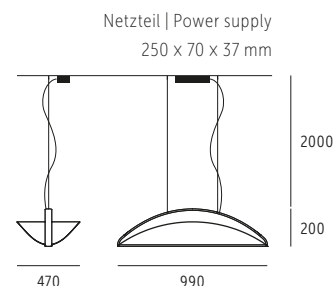
- ca. 2700 K | 3660 Lm \_\_\_\_\_ 06-P60W-027
- ca. 3000 K | 3750 Lm \_\_\_\_\_ 06-P60W-030
- ca. 4000 K | 3850 Lm \_\_\_\_\_ 06-P60W-040



### OVAL – 990 x 470 x 260 MM

LED, 24V, ca.34 W (= 34 kWh/1000h), > 90 CRI/Ra,  
> 50.000 Std./hrs., EEK/EEC: F

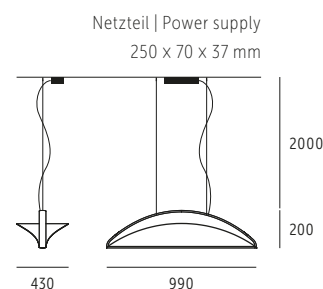
- ca. 2700 K | 3660 Lm \_\_\_\_\_ 06-P62W-027
- ca. 3000 K | 3750 Lm \_\_\_\_\_ 06-P62W-030
- ca. 4000 K | 3850 Lm \_\_\_\_\_ 06-P62W-040



### AUGENFORM | EYE SHAPED – 990 x 440 x 260 MM

LED, 24V, ca.34 W (= 34 kWh/1000h), > 90 CRI/Ra,  
> 50.000 Std./hrs., EEK/EEC: F

- ca. 2700 K | 3660 Lm \_\_\_\_\_ 06-P64W-027
- ca. 3000 K | 3750 Lm \_\_\_\_\_ 06-P64W-030
- ca. 4000 K | 3850 Lm \_\_\_\_\_ 06-P64W-040



Mit CASAMBI Bluetooth | With CASAMBI bluetooth \_\_\_ ZCB

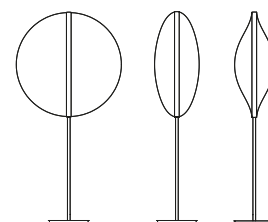
Für Einsatz bei 220-240V | For use at 220-240V

DALI steuer-/dimmbar | DALI controllable/dimmable\_\_\_ ZDA

Für Einsatz bei 100-250V | For use at 100-250V

## BODEN | FLOOR

Dieses Modell ist nicht mehr lieferbar! | This model is no longer available!



# SHIELD

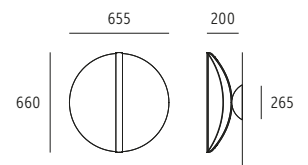
## DECKE & WAND | CEILING & WALL

Acrylglas und Aluminium pulverbeschichtet, 220-250V/24V Betriebsgerät  
Phasenabschnitt dimmbar | Acrylic glass and powder coated aluminium,  
220-250V/24V driver trailing-edge phase dimmable

### RUND | ROUND – 660 x 655 x 200 MM

LED, 24V, ca.23 W (= 23 kWh/1000h), > 90 CRI/Ra,  
> 50.000 Std./hrs., EEK/EEC: F

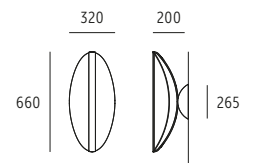
- ca. 2700 K | 2440 Lm \_\_\_\_\_ 06-D40W-027
- ca. 3000 K | 2450 Lm \_\_\_\_\_ 06-D40W-030
- ca. 4000 K | 2560 Lm \_\_\_\_\_ 06-D40W-040



### OVAL – 660 x 320 x 200 MM

LED, 24V, ca.23 W (= 23 kWh/1000h), > 90 CRI/Ra,  
> 50.000 Std./hrs., EEK/EEC: F

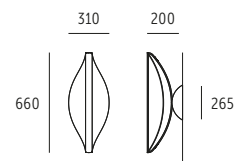
- ca. 2700 K | 2440 Lm \_\_\_\_\_ 06-D43W-027
- ca. 3000 K | 2450 Lm \_\_\_\_\_ 06-D43W-030
- ca. 4000 K | 2560 Lm \_\_\_\_\_ 06-D43W-040



### AUGENFORM | EYE SHAPED – 660 x 310 x 200 MM

LED, 24V, ca.23 W (= 23 kWh/1000h), > 90 CRI/Ra,  
> 50.000 Std./hrs., EEK/EEC: F

- ca. 2700 K | 2440 Lm \_\_\_\_\_ 06-D46W-027
- ca. 3000 K | 2450 Lm \_\_\_\_\_ 06-D46W-030
- ca. 4000 K | 2560 Lm \_\_\_\_\_ 06-D46W-040



Mit CASAMBI Bluetooth | With CASAMBI bluetooth \_\_\_\_ ZCB

Für Einsatz bei 220-240V | For use at 220-240V

DALI steuer-/dimmbar | DALI controllable/dimmable\_\_ ZDA

Für Einsatz bei 100-250V | For use at 100-250V

# SHIELD

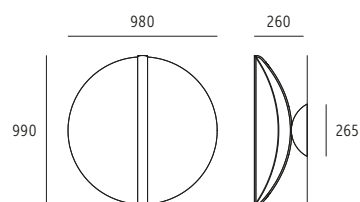
## DECKE & WAND | CEILING & WALL

Acrylglas und Aluminium pulverbeschichtet, 220-250V/24V Betriebsgerät  
Phasenabschnitt dimmbar | Acrylic glass and powder coated aluminium,  
220-250V/24V driver trailing-edge phase dimmable

### RUND | ROUND – 990 x 980 x 260 MM

LED, 24V, ca.34 W (= 34 kWh/1000h), > 90 CRI/Ra,  
> 50.000 Std./hrs., EEK/EEC: F

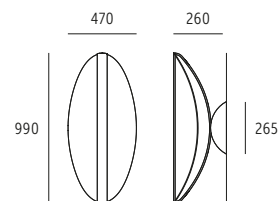
- ca. 2700 K | 3660 Lm \_\_\_\_\_ 06-D41W-027
- ca. 3000 K | 3750 Lm \_\_\_\_\_ 06-D41W-030
- ca. 4000 K | 3850 Lm \_\_\_\_\_ 06-D41W-040



### OVAL – 990 x 470 x 260 MM

LED, 24V, ca.34 W (= 34 kWh/1000h), > 90 CRI/Ra,  
> 50.000 Std./hrs., EEK/EEC: F

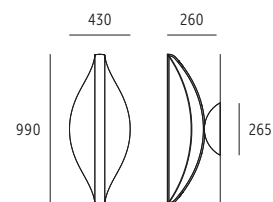
- ca. 2700 K | 3660 Lm \_\_\_\_\_ 06-D44W-027
- ca. 3000 K | 3750 Lm \_\_\_\_\_ 06-D44W-030
- ca. 4000 K | 3850 Lm \_\_\_\_\_ 06-D44W-040



### AUGENFORM | EYE SHAPED – 990 x 440 x 260 MM

LED, 24V, ca.34 W (= 34 kWh/1000h), > 90 CRI/Ra,  
> 50.000 Std./hrs., EEK/EEC: F

- ca. 2700 K | 3660 Lm \_\_\_\_\_ 06-D47W-027
- ca. 3000 K | 3750 Lm \_\_\_\_\_ 06-D47W-030
- ca. 4000 K | 3850 Lm \_\_\_\_\_ 06-D47W-040



Mit CASAMBI Bluetooth | With CASAMBI bluetooth \_\_\_\_ ZCB

Für Einsatz bei 220-240V | For use at 220-240V

DALI steuer-/dimmbar | DALI controllable/dimmable \_\_\_\_ ZDA

Für Einsatz bei 100-250V | For use at 100-250V